

## Single, double and triple message LED illuminated signage range

Single, double and triple message LED illuminated signage range, manufactured from zinc plated steel with white body finish. Slim, sleek and discrete body. Custom full-colour acrylic legend panels available to special order. Each section is separately switched and each requires a dedicated mains feed to power.

Application: medical, healthcare, education, retail.

- Extremely long LED lifetime, up to 100,000 hours
- Semi discreet legend panel when off
- Separately switched sections require a dedicated mains feed to power each section
- Custom legend panels available to special order
- Slim and sleek design

Notes: Body and legend ordered seperately - See 'View the range' for legend options or for triple legends please contact Thorlux sales department to confirm artwork



IP20

### Specification

Mounting	Surface	IP rating	IP20
----------	---------	-----------	------

### Power

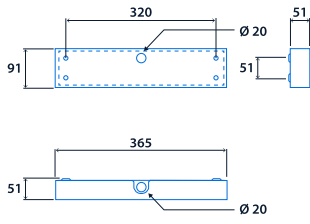
LED power (multiple)	Up to 6 W
----------------------	-----------

### Compliance

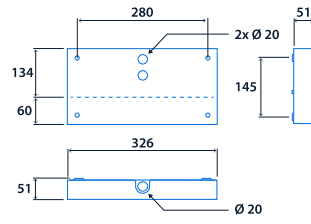
UKCA	Yes	CE	Yes
------	-----	----	-----

## Dimensions

Single message body

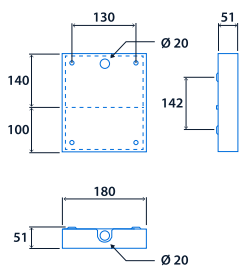


Double message body (landscape)



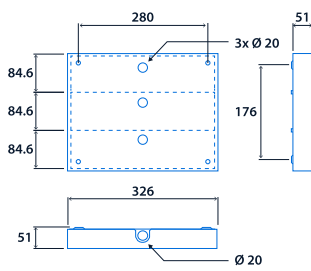
\*Upper & Lower sections are separately switched

Double message body (portrait)



\*Upper & Lower sections are separately switched

Triple message body



\*3 Sections are separately switched



View the range



Information is correct as of 20-Dec-2024, however must not be interpreted as a guarantee of individual product performance and/or characteristics. We reserve the right to alter specifications and designs without prior notice.