

Circular LED recessed downlighters

Recessed luminaires with injection moulded reflector finished white. Open reflector, IP40, impact rated and IP65 versions available alongside decorative drop glass versions.

Applications: Offices, corridors, reception areas, toilets and retail.

- Toughened/safety drop glass attachments provide a measure of light on the ceiling
- Optional reinforcing board with centre cut aperture
- Supplied with remote gear unit fitted with 2 m supply lead
- SmartScan Radar versions fitted with TEE connector for LCM wiring
- CRI 90 option available to special order
- SmartScan wireless technology removes the need for control cabling. Ideal for retro-fit



Up to IP65 (IP20 above ceiling)

IK10

Up to 121.5 LL/CW

SMARTSCAN

LUXGUARD

Specification

Mounting	Recessed	IP rating	Up to IP65 (IP20 above ceiling)
Impact rating	IK10	Max presence detection height	4 m

Lighting

Lumen output	925 lm - 2,790 lm	Efficacy	Up to 121.5 LL/CW
--------------	-------------------	----------	-------------------

Emergency data

Emergency lumen output	285 lm - 375 lm	Emergency type	Maintained
Emergency duration	3 hours	Battery specification	Nickel Metal Hydride (NiMH)

Power

LED power	8 W - 21 W	Circuit power	10 W - 26 W
-----------	------------	---------------	-------------

LED characteristics

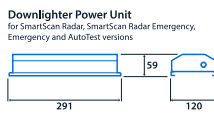
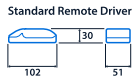
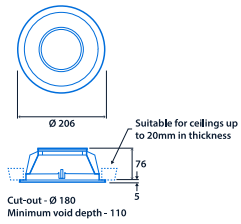
CRI	80+	Colour temperature	3000 K 4000 K
Rated life (hours)	100 K - L80/B10		

Compliance

SmartScan wireless standards compliance

Europe: EN 300 220-1 V2.4.1/ EN 301 489-3 V1.6.1. Australasia: ACMA 2014 Radio Communication Standard 2014. Thorlux Patented Wireless Technology - GB2575724

Dimensions



View the range

Information is correct as of 21-Nov-2024, however must not be interpreted as a guarantee of individual product performance and/or characteristics. We reserve the right to alter specifications and designs without prior notice.