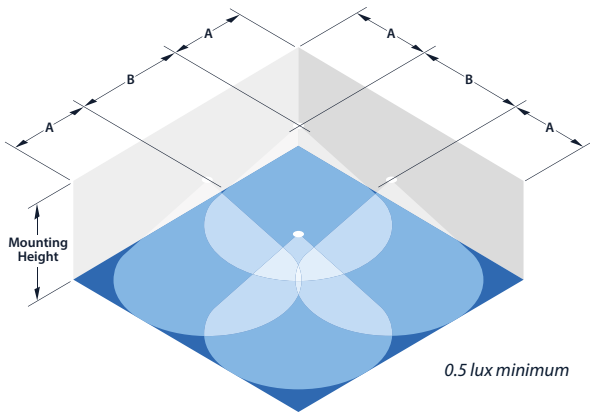


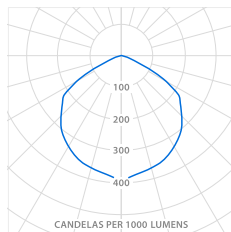
# Firefly / Firefly Surface / Firefly AL Performance guide

## Typical spacing guides

### Standard optic Open areas

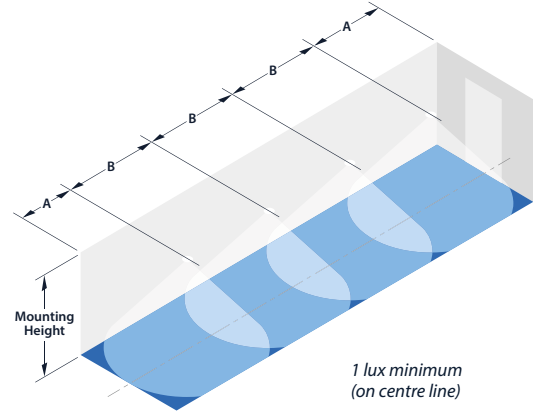


MOUNTING HEIGHT (m)	3 W - 265 lm		2 W - 210 lm	
	A (m)	B (m)	A (m)	B (m)
2.0	3.5	7.3	3.3	7.1
2.5	3.8	8.6	3.7	8.2
3.0	4.3	9.6	4.1	9.3
3.5	4.7	10.6	4.4	10.2
4.0	4.9	11.6	4.6	11.2

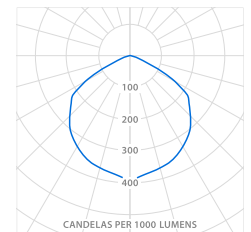


Maintenance factor 0.90

### Standard optic Corridors

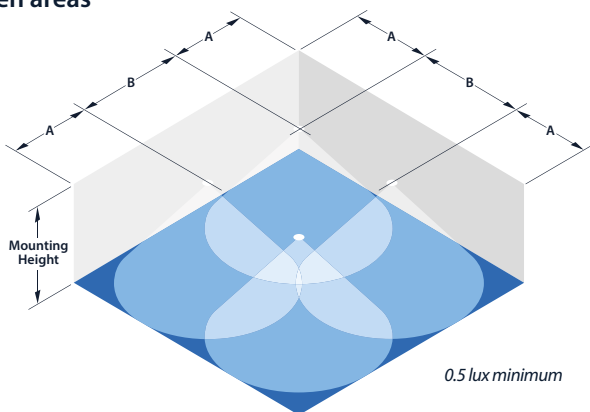


MOUNTING HEIGHT (m)	3 W - 265 lm		2 W - 210 lm	
	A (m)	B (m)	A (m)	B (m)
2.0	3.4	8.2	3.2	7.9
2.5	3.9	9.5	3.4	9.1
3.0	4.2	10.6	3.7	10.0
3.5	4.3	11.5	3.9	10.6
4.0	4.4	12.0	4.0	11.1

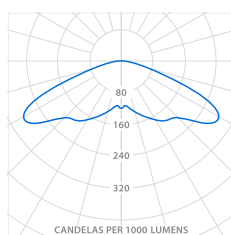


Maintenance factor 0.90

### Area optic Open areas

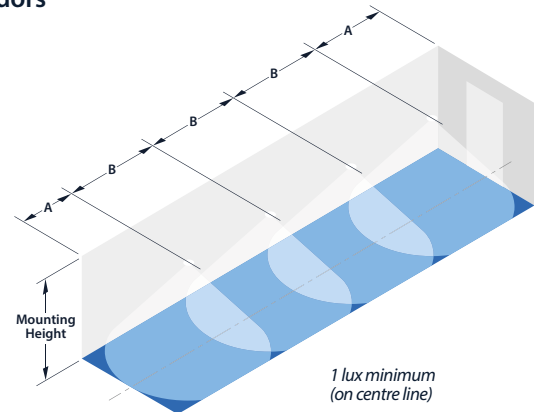


MOUNTING HEIGHT (m)	3 W - 270 lm		2 W - 215 lm	
	A (m)	B (m)	A (m)	B (m)
2.0	4.3	9.6	4.1	9.2
2.5	4.7	11.0	4.5	10.5
3.0	5.3	12.2	5.1	11.7
3.5	5.8	13.5	5.5	12.8
4.0	6.2	14.5	5.7	13.8

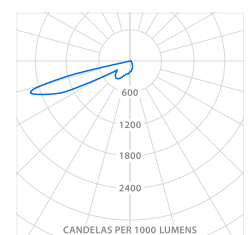


Maintenance factor 0.90

### Corridor optic Corridors



MOUNTING HEIGHT (m)	3 W - 235 lm		2 W - 185 lm	
	A (m)	B (m)	A (m)	B (m)
2.0	8.3	18.7	7.8	17.9
2.5	9.4	21.7	8.8	20.8
3.0	10.3	24.4	9.4	23.5
3.5	10.7	27.0	4.5	22.8
4.0	5.2	25.5	4.9	21.5



Maintenance factor 0.90

Corridor optic not available on Firefly AL